

TDS Number: B-518

Effective Date: 07-Mar-2017

**Brady B-518 PaintStripe™ Floor Marking Stencil for Clean, Polished Surfaces**

**Description:**

Brady B-518 PaintStripe is a biaxially-oriented polypropylene film with a removable pressure sensitive adhesive that is specifically designed for masking painted lines on clean, polished floor surfaces.



**Product Formats:**

B-518 stencils are available in:

- continuous line formats with line widths of 2", 3" or 4"; and lengths of 100 or 500 feet; and
- dashed line formats with repeating dashed line pattern of 2" wide x 8" long x 8" gap; and lengths of 100 or 500 feet.





Design & Performance	Properties [Test Method]	Average Results
Material Components and Thickness	Top-side Release Liner Mask Film Mask Adhesive Overall Product with Liner	Clear Polyester Film, 0.0015 inch White Polypropylene, 0.0024 inch Removable Acrylic, 0.0009 inch Layered Lamination, 0.0068 inch
Adhesion of masking tape to uncoated concrete tile	* 20 minute dwell adhesion * 24 hour dwell adhesion [ASTM D3330-04 (2010) Test Method A]	4.7 oz/in (5.1 N/100mm) 5.0 oz/in (5.5 N/100mm)








**Paint/Concrete Surface Compatibility and Performance:**








Customers should consult a paint professional for guidance in selecting the most appropriate paint type and application method to suit the floor-marking application. After selecting a paint and painting method, Brady recommends performing a small test to confirm the compatibility and performance of the PaintStripe stencil in combination with the chosen paint when used on the actual floor surface.







Painted edge quality using B-518 stencils may vary depending on the floor surface condition and preparation, the stencil adhesive type and stencil application, the paint type and the paint application method. B-518 stencils work best on clean, polished floor surfaces having a glossy or shiny appearance. To maximize paint-line edge quality, peel the stencil tapes from the floor while paint is still wet.

The following photographs display the visual results achieved using B-518 2-inch continuous line stencils in combination with a range of paints, concrete surface types, and paint application methods. In all cases, the concrete surfaces were painted in a 70F/45%RH environment.

Concrete Tile Finish	Paint Description	Photograph
400 grit polished concrete	two-component water-based epoxy, roll-on application	
400 grit polished concrete	one-component solvent-based acrylic urethane, roll-on application	
400 grit polished concrete	solvent-based modified alkyd, spray application	
400 grit polished concrete	solvent-based acrylic, spray application	

800 grit polished concrete	two-component water-based epoxy, roll-on application	
800 grit polished concrete	one-component solvent-based acrylic urethane, roll-on application	
800 grit polished concrete	solvent-based modified alkyd, spray application	
800 grit polished concrete	solvent-based acrylic, spray application	
3000 grit polished concrete	two-component water-based epoxy, roll-on application	
3000 grit polished concrete	one-component solvent-based acrylic urethane, roll-on application	
3000 grit polished concrete	solvent-based modified alkyd, spray application	

3000 grit polished concrete	solvent-based acrylic, spray application	
Epoxy coated concrete	two-component water-based epoxy, roll-on application	
Epoxy coated concrete	one-component solvent-based acrylic urethane, roll-on application	
Epoxy coated concrete	solvent-based modified alkyd, spray application	
Epoxy coated concrete	solvent-based acrylic, spray application	
Urethane coated concrete	2-component water-based epoxy, roll-on application	
Urethane coated concrete	one-component solvent-based acrylic urethane, roll-on application	

Urethane coated concrete	solvent-based modified alkyd, spray application	
Urethane coated concrete	solvent-based acrylic, spray application	
Burnished concrete	2-component water-based epoxy, roll-on application	
Burnished concrete	one-component solvent-based acrylic urethane, roll-on application	
Burnished concrete	solvent-based modified alkyd, spray application	
Burnished concrete	solvent-based acrylic, spray application	

**Additional Information:**

For more information regarding PaintStripe stencils and other Brady floor marking solutions:

<https://www.BradyID.com/FloorMarking>

For guidance in concrete surface characterization\*:

<https://www.concretenetwork.com/concrete/polishing/levels.html>

\* Brady has no relationship to Concrete Network.

**Shelf Life and Fitness for Use:**

Product testing, customer feedback, and history of similar products, support a customer performance expectation of at least **two years from the date of receipt** for this product as long as this product is stored in its original packaging in an environment below 80° F (27° C) and 60% RH. However, it remains the responsibility of the user to assess the risk of using such product. We encourage customers to develop functional testing protocols that will qualify a product's fitness for use, in their actual applications.

**Trademarks:**

ASTM: American Society for Testing and Materials (U.S.A.)

All S.I Units (metric) are mathematically derived from the U.S. Conventional Units

Note: All values shown are averages and should not be used for specification purposes.

Test data and test results contained in this document are for general information only and shall not be relied upon by Brady customers for designs and specifications, or be relied on as meeting specified performance criteria. Customers desiring to develop specifications or performance criteria for specific product applications should contact Brady for further information.

**WARRANTY:**

Brady products are sold with the understanding that the buyers will test them in actual use and determine for themselves their adaptability to their intended uses. Brady warrants to the buyers that its products are free from defects in material and workmanship, but limits its obligation under this warranty to replacement of the product shown to Brady's satisfaction to have been defective at the time Brady sold it. This warranty does not extend to any persons obtaining the product from the buyers. This warranty is in lieu of any other warranty, express or implied, including, but not limited to, any implied warranty of merchantability or fitness for a particular purpose, and of any other obligations or liability on Brady's part. Under no circumstances will Brady be liable for any loss, damage, expense, or consequential damages of any kind arising in connection with the use, or inability to use, Brady's products.

Copyright 2017 Brady Worldwide, Inc. | All Rights Reserved  
Material may not be reproduced or distributed in any form without written permission.

.....  
Brady North America | 6555 W. Good Hope Rd | Milwaukee, WI 53223 | USA | Tel: 414-358-6600 | Fax: 800-292-2289